

BTNX RAPID RESPONSE XYLAZINE TEST STRIPS

WHAT IS XYLAZINE?

- **Xylazine**, also known as “*tranq*,” is an animal tranquilizer that is sometimes added to fentanyl and other opioids. Xylazine is not an opioid.
- Xylazine may cause you to lose consciousness and can cause severe skin wounds.
- Xylazine is usually mixed with fentanyl so **always administer naloxone** if you suspect an overdose.

WHY SHOULD I TEST MY DRUGS FOR XYLAZINE?

- If you know xylazine might be in your fentanyl, it can help you make decisions to lower your risk of overdose & severe wounds.

WHAT SHOULD I KNOW ABOUT XYLAZINE TEST STRIPS?

- Xylazine isn't always mixed evenly into drugs. A single negative test does not mean your entire supply is xylazine-free.

ONLY USE THESE STRIPS TO TEST FENTANYL

Xylazine test strips may produce a false positive when testing cocaine and other drugs.

- Test strips should be used in combination with other harm reduction strategies:
 - Start with a smaller dose or test shot.
 - Take turns using with a friend.
 - Call a friend or the Never Use Alone Hotline (877-696-1996) if you use alone.
 - Carry naloxone and know how to use it.

BTNX RAPID RESPONSE XYLAZINE TEST STRIPS

WHAT IS XYLAZINE?

- **Xylazine**, also known as “*tranq*,” is an animal tranquilizer that is sometimes added to fentanyl and other opioids. Xylazine is not an opioid.
- Xylazine may cause you to lose consciousness and can cause severe skin wounds.
- Xylazine is usually mixed with fentanyl so **always administer naloxone** if you suspect an overdose.

WHY SHOULD I TEST MY DRUGS FOR XYLAZINE?

- If you know xylazine might be in your fentanyl, it can help you make decisions to lower your risk of overdose & severe wounds.

WHAT SHOULD I KNOW ABOUT XYLAZINE TEST STRIPS?

- Xylazine isn't always mixed evenly into drugs. A single negative test does not mean your entire supply is xylazine-free.

ONLY USE THESE STRIPS TO TEST FENTANYL

Xylazine test strips may produce a false positive when testing cocaine and other drugs.

- Test strips should be used in combination with other harm reduction strategies:
 - Start with a smaller dose or test shot.
 - Take turns using with a friend.
 - Call a friend or the Never Use Alone Hotline (877-696-1996) if you use alone.
 - Carry naloxone and know how to use it.

BTNX RAPID RESPONSE XYLAZINE TEST STRIPS

WHAT IS XYLAZINE?

- **Xylazine**, also known as “*tranq*,” is an animal tranquilizer that is sometimes added to fentanyl and other opioids. Xylazine is not an opioid.
- Xylazine may cause you to lose consciousness and can cause severe skin wounds.
- Xylazine is usually mixed with fentanyl so **always administer naloxone** if you suspect an overdose.

WHY SHOULD I TEST MY DRUGS FOR XYLAZINE?

- If you know xylazine might be in your fentanyl, it can help you make decisions to lower your risk of overdose & severe wounds.

WHAT SHOULD I KNOW ABOUT XYLAZINE TEST STRIPS?

- Xylazine isn't always mixed evenly into drugs. A single negative test does not mean your entire supply is xylazine-free.

ONLY USE THESE STRIPS TO TEST FENTANYL

Xylazine test strips may produce a false positive when testing cocaine and other drugs.

- Test strips should be used in combination with other harm reduction strategies:
 - Start with a smaller dose or test shot.
 - Take turns using with a friend.
 - Call a friend or the Never Use Alone Hotline (877-696-1996) if you use alone.
 - Carry naloxone and know how to use it.

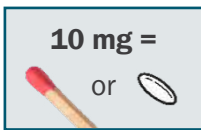
HOW TO USE BTNX XYLAZINE TEST STRIPS

ONLY USE THESE STRIPS TO TEST FENTANYL

Xylazine test strips may produce a false positive when testing cocaine and other drugs.

1. PREPARE YOUR SAMPLE

- **Crush up your drugs** and mix them up.
- **Add 10mg of drugs** (about the size of a match head or grain of rice) in a cooker.



- **Add 5mL of water** (a full cooker) for every 10mg of drugs. Mix well.

2. DIP THE STRIP FOR 15 SECONDS.

- Hold the solid red end of the test strip. Don't dip it past the wavy red lines.

3. WAIT 5 MINUTES FOR RESULTS.

READING RESULTS

One line means the test is positive. You may have xylazine in your drugs.

1 RED LINE = POSITIVE for XYLAZINE:



Two lines means the test is negative. Look closely for a second line – it can be very faint!

2 RED LINES = NEGATIVE for XYLAZINE:



If two red lines appear, no matter how faint, the test result is negative. Look closely for a second line.

! If only a red line on the left appears, or no red lines appear, **the test is INVALID.** Redo the test with a new strip.

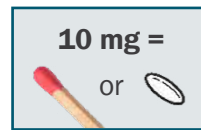
HOW TO USE BTNX XYLAZINE TEST STRIPS

ONLY USE THESE STRIPS TO TEST FENTANYL

Xylazine test strips may produce a false positive when testing cocaine and other drugs.

1. PREPARE YOUR SAMPLE

- **Crush up your drugs** and mix them up.
- **Add 10mg of drugs** (about the size of a match head or grain of rice) in a cooker.



- **Add 5mL of water** (a full cooker) for every 10mg of drugs. Mix well.

2. DIP THE STRIP FOR 15 SECONDS.

- Hold the solid red end of the test strip. Don't dip it past the wavy red lines.

3. WAIT 5 MINUTES FOR RESULTS.

READING RESULTS

One line means the test is positive. You may have xylazine in your drugs.

1 RED LINE = POSITIVE for XYLAZINE:



Two lines means the test is negative. Look closely for a second line – it can be very faint!

2 RED LINES = NEGATIVE for XYLAZINE:



If two red lines appear, no matter how faint, the test result is negative. Look closely for a second line.

! If only a red line on the left appears, or no red lines appear, **the test is INVALID.** Redo the test with a new strip.

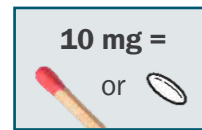
HOW TO USE BTNX XYLAZINE TEST STRIPS

ONLY USE THESE STRIPS TO TEST FENTANYL

Xylazine test strips may produce a false positive when testing cocaine and other drugs.

1. PREPARE YOUR SAMPLE

- **Crush up your drugs** and mix them up.
- **Add 10mg of drugs** (about the size of a match head or grain of rice) in a cooker.



- **Add 5mL of water** (a full cooker) for every 10mg of drugs. Mix well.

2. DIP THE STRIP FOR 15 SECONDS.

- Hold the solid red end of the test strip. Don't dip it past the wavy red lines.

3. WAIT 5 MINUTES FOR RESULTS.

READING RESULTS

One line means the test is positive. You may have xylazine in your drugs.

1 RED LINE = POSITIVE for XYLAZINE:



Two lines means the test is negative. Look closely for a second line – it can be very faint!

2 RED LINES = NEGATIVE for XYLAZINE:



If two red lines appear, no matter how faint, the test result is negative. Look closely for a second line.

! If only a red line on the left appears, or no red lines appear, **the test is INVALID.** Redo the test with a new strip.